

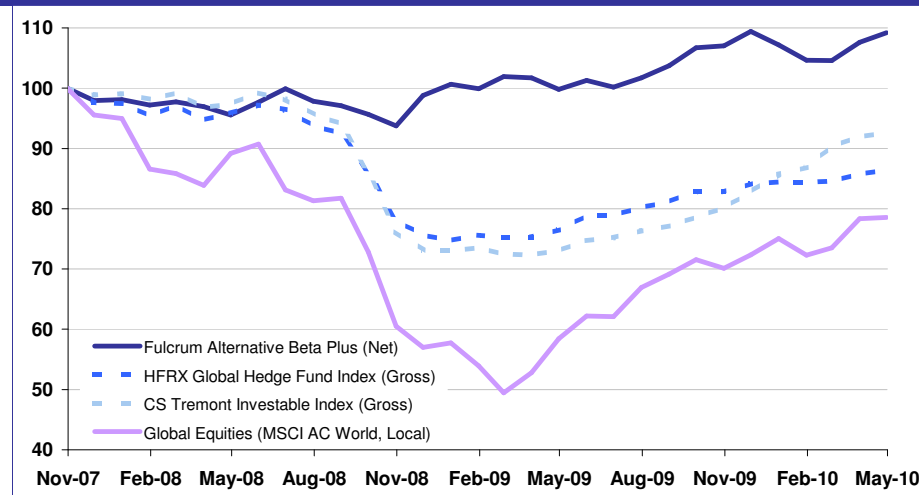
Summary of Investment Objective

Fulcrum Alternative Beta Plus Daily seeks to deliver a diversified source of returns to investors with a low correlation to equities, bonds and commodities. The fund is designed to capture market driven returns (or passive betas) in equity, bond, commodity and currency markets and to add value (or alpha) to these returns through proprietary active trading strategies.

The fund aims to outperform the overall hedge fund universe on a risk adjusted basis and to produce long term capital growth with low targeted volatility (6% to 8%). The fund employs several complementary risk management techniques to deliver more consistent annual returns than traditional asset classes in a low cost, liquid, transparent and regulated fund. The fund invests globally in liquid instruments in cash, currency, equity, commodity and fixed income markets, using a combination of futures, forwards, options and swaps.

Fulcrum Alternative Beta Plus Daily Fund (launched 1st March 2009) is a daily priced sub fund of the Fulcrum UCITS III SICAV. It is identical in strategy to the Fulcrum Alternative Beta Plus Fund launched on 1st November 2007 but has daily instead of twice monthly pricing. The historical risk and return information included in this factsheet refers to the Fulcrum Alternative Beta Plus Fund (Institutional Share Class).

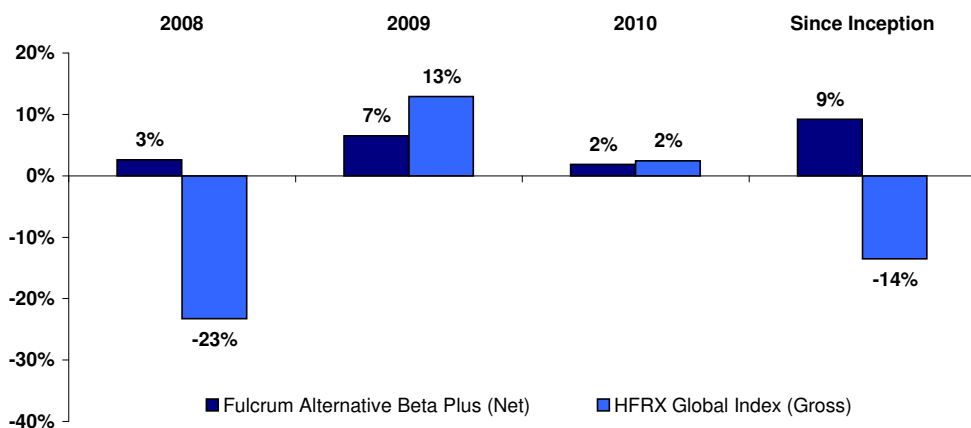
Cumulative Performance GBP D Class¹



Source: BPERE Rothschild

¹ The daily liquidity fund launched on 1st March 2009. Performance shown prior to this date reflects the returns of the Fulcrum Alternative Beta Plus Fund (Institutional GBP hedged) which follows an identical strategy but has twice monthly instead of daily liquidity.

Performance of FAB+ versus Hedge Fund Universe



Performance Summary

	FAB+ (Net)	HFRX Global	CS Tremont Investable	Global Equities
Latest Month	1.5%	0.8%	0.8%	0.3%
Last 3 Months	4.3%	2.5%	6.7%	8.7%
Last 6 Months	2.0%	4.4%	15.6%	12.0%
Last 12 Months	9.4%	13.0%	26.9%	34.5%
Since Inception	9.2%	-13.5%	-7.3%	-21.4%

Fulcrum Alternative Beta Plus performance is calculated net of fees and HFRX and CST Index performance data is shown gross of fees and uses the following benchmarks:
Hedge Funds:
HFRX Global - Hedge Fund Research Global Hedge Fund Index; CST Investable - Credit Suisse Tremont Investable Hedge Fund Index (latest month estimated)
Global Equities:
MSCI All Country World Total Return Index (in local currency).
For the HFRX Fund of Funds and the CS Tremont Investable Indices, the latest month return is estimated.

Monthly Returns

GBP-D	Jan	Feb	Mar	Apr	May	Jun	Jul	Aug	Sep	Oct	Nov	Dec	Year
2010	-2.4%	-0.1%	2.9%	1.5%									1.9%
2009	-0.7%	2.0%	-0.2%	-1.9%	1.5%	-1.1%	1.6%	2.0%	2.9%	0.3%	2.3%	-2.0%	6.5%
2008	-0.9%	0.5%	-0.8%	-1.4%	2.2%	2.3%	-2.1%	-0.8%	-1.5%	-2.0%	5.4%	1.9%	2.6%

Performance Commentary and Investment Strategy

The Fulcrum Alternative Beta Plus Daily Fund (FAB+) returned +1.49% for the month of April. The Fund benefited from the rally in risk assets in the first half of the month and retained the bulk of its profits during the second half, due primarily to mean reversion signals in the trading strategy and option based hedging. The Fund generated positive returns across currencies (+1.06%), fixed income (+0.44%) and equities (+0.20%), while commodities moderately detracted (-0.21%).

The risk premia strategy was profitable (+0.84%), with the bulk of gains generated in currencies and fixed income, while equities and commodities provided small negative returns. The trading strategy also had a positive month (+0.65%) led by gains in trend following. Within currencies, the strategy's long exposure to emerging markets and relative value trades within Europe were especially profitable.

Going into May, the Fund's predicted volatility is at 8.1% and, as usual, it maintains hedges against significant negative market movements.

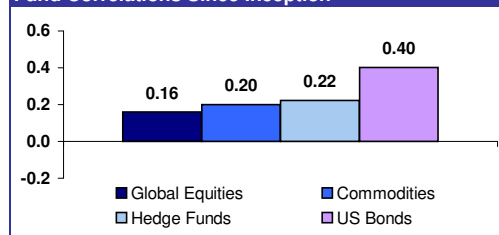
Fund Data

Fund Manager	Fulcrum Investment Committee
Fund Type	UCITS III SICAV
Fund Size	\$143 million
Launch Date of Strategy	1 November 2007
Launch date of Fund	1 March 2009
Benchmark	HFRX Global
Yield (%)	0%
Distribution Date	30th June
Ex-Distribution Date	1st January
UK Distributor Status**	Approved

Dealing and Prices

Valuation & Dealing Frequency	Daily
Minimum Investment*	500,000
Settlement	Trade Date + 4 Bus. Days
Share Classes**	£, € and \$
Total Expense Ratio	Capped at 2.45%
Annual Management Charge	1.9%
GBP SEDOL	B5S9542
ISIN	LU0415204774
EUR SEDOL	B5S9531
ISIN	LU0415204345
USD SEDOL	B5S9520
ISIN	LU0415204261

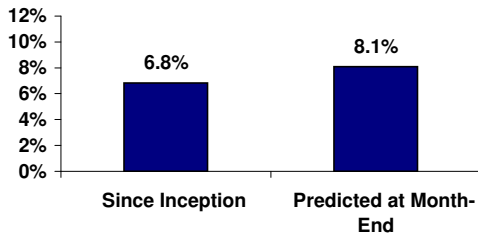
Fund Correlations Since Inception



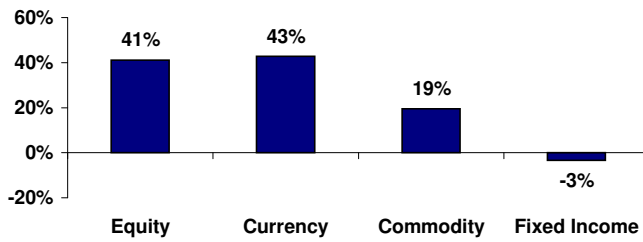
* This fund is also available through Skandia's Selestia Investment Solutions platform and Life & Pensions fund ranges, where Skandia's minimum investments apply.

** € and \$ share classes will not be eligible for UK distributor status.

Annualised Volatility



Current Risk Decomposition

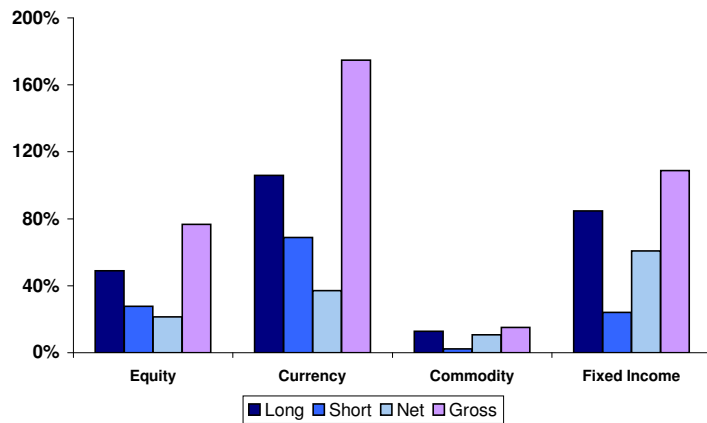


FAB+ Return Attribution

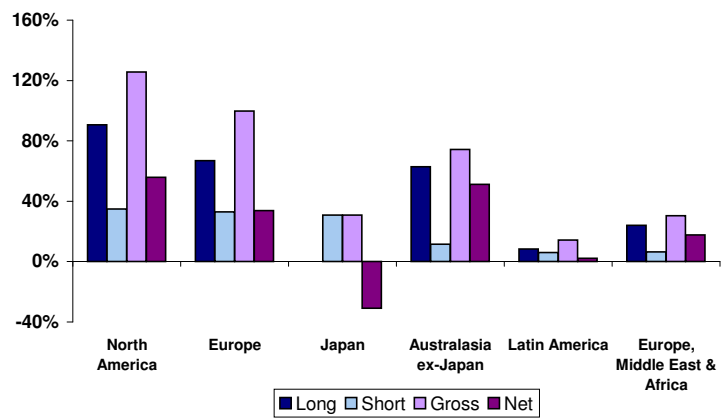
Asset Class	Apr-10
Fixed Income	0.44%
Commodities	-0.21%
Equities	0.20%
Currencies	1.06%

Strategy	Apr-10
Active	0.65%
Active Longs	0.92%
Active Shorts	-0.27%
Passive Beta	0.84%

Asset Class Exposure Summary²



Regional Exposure Summary²



² Gross exposure reflects the sum of all positions (as a % of the Fund) and ignores whether they are long or short. Net exposure is calculated by subtracting short positions from long positions. For example, if longs are 70% and shorts are -30%, gross exposure is 100% (70% + 30%) and net exposure is 40% (70% - 30%).

About Fulcrum Asset Management

Fulcrum Asset Management is an independent asset management company founded by Gavyn Davies and Andrew Stevens in 2004 to manage assets for individuals, endowments and institutions. The partnership has 27 employees, most of whom worked together for much of their careers. Client assets are managed by the Fulcrum Investment Committee, which includes:

Gavyn Davies is Chairman of Fulcrum Asset Management and Head of the Fulcrum Investment Committee. Previously, Gavyn was Chairman of the BBC from 2001 to 2004. He joined Goldman Sachs in 1986 and was a Partner from 1988 to 2001. He was also the firm's Chief Economist over that period and Chairman of the Research Department. He was repeatedly ranked as the City's top UK and European economist in surveys of institutional investors. From 1992 to 1997, he was a member of H.M.Treasury Independent Forecasting Panel. He began as a City Economist, first with Phillips and Drew from 1979 to 1981, then Simon and Coates from 1981 to 1986. Gavyn graduated in economics from St. John's College, Cambridge in 1972. This was followed by two years of research at Balliol College Oxford. He joined the Policy Unit at 10 Downing Street as an Economist in 1974 and was an Economic Policy Adviser to the Prime Minister from 1976 to 1979.



Andrew Stevens Andrew is Chief Executive of Fulcrum Asset Management. Previously, Andrew was at Goldman Sachs from 1992 to 2004 in the Equities then Investment Management Divisions, where he invested across all asset classes. From 1988 to 1990 he worked for Burns Fry in New York, Mergers & Acquisitions. Andrew has an MBA from Harvard Business School (1992) and a BA in Finance from Georgetown University (1988).

Suhail Shaikh CFA, is a Partner at Fulcrum Asset Management and Head of Research. Suhail Graduated from the London School of Economics in 2000 after which he joined Goldman Sachs, where he spent five years within the Investment Management Division, working across all major asset classes.

David Blake was a political economist for the Goldman Sachs proprietary trading unit from 1994 to 2004 and was previously a journalist for The Times newspaper (1968-1994), including Economics Editor.

Andrew Bevan PhD, was Head of Global Markets Research at Goldman Sachs from 1994 to 2005 and holds a PhD in International Monetary Economics.

© 2010 Fulcrum Asset Management LLP. All rights reserved.
This document is directed at professional customers and eligible counterparties only and is not intended for retail customers. This material is for your information only and is not intended to be used by anyone other than you. The given material is subject to change and, although based upon information which we consider reliable, it is not guaranteed as to accuracy or completeness and it should not be relied upon as such. The material is not intended to be used as a general guide to investing, or as a source of any specific investment recommendations, and makes no implied or express recommendations concerning the manner in which any client's account should or would be handled, as appropriate investment strategies depend upon client's investment objectives. The price and value of the investments referred to in this material and the income from them may go down as well as up and investors may realise losses on any investments. Past performance is not a guide to future performance. Future returns are not guaranteed and a loss of principal may occur. This information is not intended to constitute legal, tax, or accounting advice or investment recommendations. References to market or composite indices, benchmarks or other measures of relative market performance over a specified period of time ("benchmarks") are provided by Fulcrum Asset Management for your information purposes only. Fulcrum Asset Management does not give any commitment or undertaking that the performance of your account(s) will equal, exceed or track any benchmark. Simulated, modelled, or hypothetical performance results have certain inherent limitations. Simulated results are hypothetical and do not represent actual trading, and thus may not reflect material economic and market factors, such as liquidity constraints, that may have had an impact on actual decision-making. Simulated results are also achieved through retroactive application of a model designed with the benefit of hindsight. The results shown reflect the reinvestment of dividends and other earnings and other expenses a client would have paid, which would reduce return. No representation is being made that any client will or is likely to achieve results similar to those shown. Fulcrum Asset Management LLP is authorised and regulated by the UK Financial Services Authority (No: 230683).